








# Confrontiamo grandezze





fantavolando.it




■ Colora di rosso il fiore più grande e di giallo quello più piccolo.




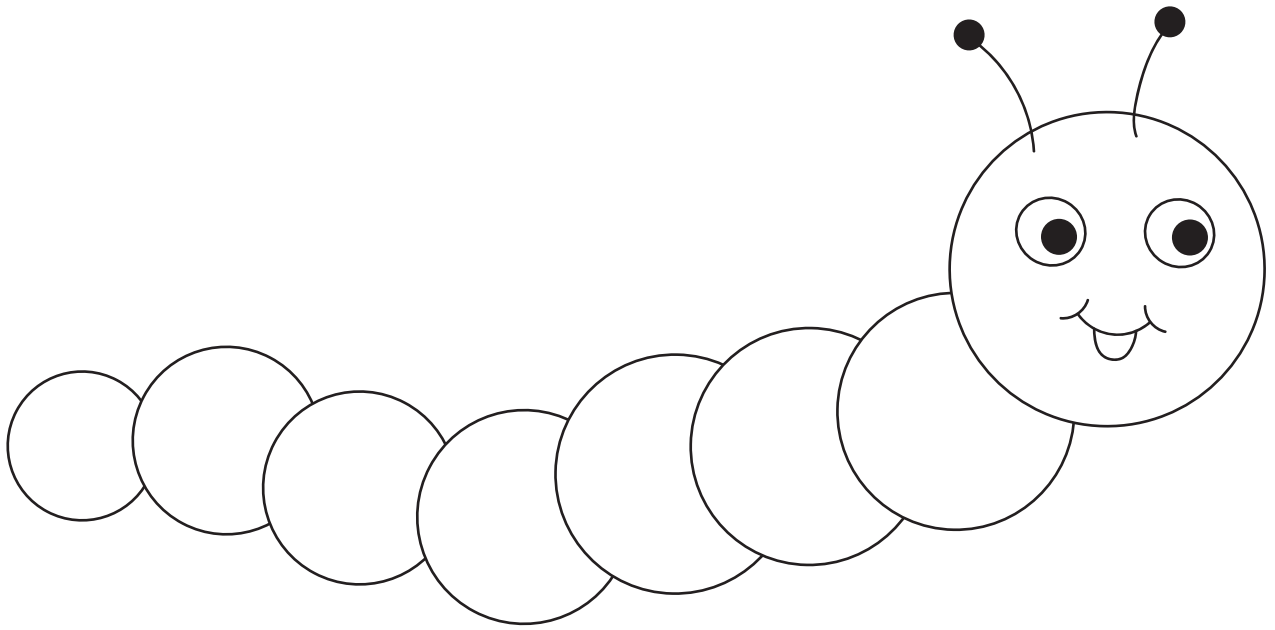
— Colora le farfalle, poi ritagliale e incollale su un foglio dalla più piccola alla più grande.





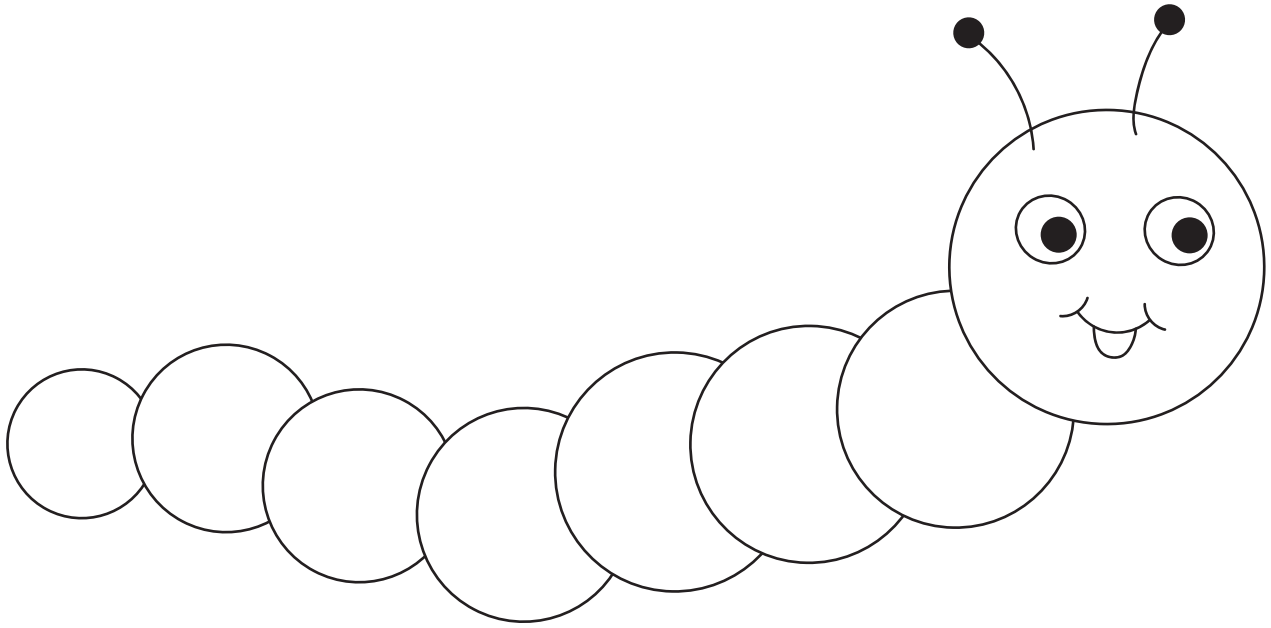
■ Colora le foglie, poi ritagliale e incollale su un foglio dalla più grande alla più piccola.





— Colora di giallo il bruco più lungo e di verde quello più corto.




Colora i bruchi, poi ritagliali e incollali su un foglio dalla più lungo al più corto.



■ Colora di arancione il fiore più alto e di viola quello più basso.



Colora gli alberi, poi ritagliali e incollali su un foglio dal più alto al più basso.





— Colora gli alberi, poi ritagliali e incollali su un foglio dal più basso al più alto.

